



**sgspro**  
part of the **ata** group



New Product Catalog (Metric)

[www.atatools.com](http://www.atatools.com)

**ata** group





Introduction	2
Circle of Production	3
How to select your cut	4
Speed Guide	5
SGSPRO Bur Shapes	6
<b>Innovation Range</b>	<b>7</b>
Radius	8
Combi	9
Corner Radius	10
Innovation Flex	11
Innovation Sets	12
<b>Performance Range</b>	<b>13</b>
Omega	14
G2000	16
Mold & Die	18
Mold & Die 5	22
FGR	24
<b>Universal Range</b>	<b>25</b>
Universal SA	26
Universal SB	28
Universal SC	30
Universal SD	32
Universal SE	34
Universal SF	35
Universal SG	36
Universal SH	37
Universal SJ	38
Universal SK	39
Universal SL	40
Universal SM	42
Universal SN	43
Universal Long Shank	44
Universal Sets	45
Safety Information	47

## INTRODUCTION

As one of the world's most technologically advanced bur manufacturing companies, ATA offers bur configurations for every imaginable ferrous or non ferrous application for efficient stock removal and excellent surface finish. With a state-of-the-art, climate controlled manufacturing facility, SGSPRO burs are the most widely used burs in the world serving a variety of industries, materials and applications.

### Industry optimized solutions for better results

We answer your most difficult challenges in demanding environments.

For over 50 years, we have supplied industries with high quality tungsten carbide burs. Using this experience, we have developed a wealth of products designed to meet your application requirements and to exceed your expectations.

#### TRANSPORT: AUTOMOTIVE, AEROSPACE, RAILWAY, MARINE.

Industry requires deburring tools that can handle the complexity of workpiece configurations and deliver accuracy required for tight tolerance applications. SGSPRO burs are precisely ground on multi-axis CNC grinding machines offering unparalleled performance meeting the demands of challenging materials, including carbon steels, hardened steels, tool steels, stainless steels, and aluminium. Ideal for applications such as Chamfering, creating a radius, Weld Removal and Blending, Beveling and Repair. **Automotive** machining means high production and cost control without sacrificing quality. The durability of SGSPRO burs can be seen within automotive manufacturing or aftermarket service repair. Ideal for applications such as Flash Removal, Chamfering, Weld Removal and Blending, Beveling, Aftermarket Repair.

#### METAL FABRICATION: MOLD & DIE, FOUNDRIES, MEDICAL DEVICES.

**Castings & Foundry** work requires safe, effective, and consistent performance when it comes to approaching high-strength and heat-resistant materials. ATA is an ISO Certified Company, utilizing rigorous quality control measures throughout the manufacturing process. Our quality burs are ideal for cast materials, including iron, steel, copper-based alloys, aluminium based alloys, exotic alloys, titanium alloys. Ideal for applications such as Parting Line Removal, Fin Removal, Finishing of Casting Risers and Flash Removal.

#### ENERGY: POWER GENERATION, OIL & GAS, WIND TURBINE

**Power Generation** requires tooling specifically developed for efficient and economical removal of difficult to machine materials. SGSPRO burs maintain superior tool life and control achieved through engineered geometry and consistent braze. Bur construction is torque measured to ensure braze strength and durability. Ideal for applications such as Turbine Manufacturing and Repair.

t: +1 330-928-7744  
f: +1 330-849-2977

e: sales@atataools.com  
w: www.atataools.com

ATA Tools Inc., 238 Marc Drive  
Cuyahoga Falls, Ohio 44223



## Research & Development

By continuously improving the shape, fluting, spiral and rake angles and concentricity of our burs, our experienced R&D team focus on developing new design geometries to optimise our customers' processes.

## Raw Material

As part of our manufacturing process, we have developed strong relationships with key global suppliers to ensure that our selection of high quality micro-grain carbide remains consistent and to the highest standard.

## Brazing Process

An important stage within our manufacturing process, our brazing operation focus on alignment control, ensuring a brazed product free of contamination.

## Grinding

Our manufacturing facilities are equipped with state-of-the-art CNC machines, operated and maintained by highly skilled operators and maintenance engineers.

## Inspection

We want to create outstanding benefit for our customers and, therefore, quality management is part of our company culture. We not only test and measure quality, but we live it. Quality checks are carried out throughout the manufacturing process.

## Service








Based on our knowledge and technical expertise, our approach through clear procedures ensures that the work we conduct for customers brings value.





# HOW TO SELECT YOUR BUR



Applications	Material	Cut	
<b>Efficient stock removal</b> - deburring, finishing, cleaning.	Ferrous metals Non-ferrous metals	Double Cut - CUT 6 (D/C)	
<b>Heavy stock removal</b> - deburring, milling, cleaning, machining	Non-ferrous metal: aluminium alloys Plastics	Non-ferrous - CUT 1 (NF)	
<b>Heavy stock removal</b> - deburring, milling.	Non hardened steel <45HRC Hardened steel >45HRC: stainless steel High temperature-resistant metals: nickel, cobalt, titanium. Non-ferrous light metals: brass, copper, zinc. Hardened >45HRC: cast iron	Omega Cut - (DDC)	
<b>Medium stock removal</b> - deburring, milling, cleaning, finishing.	Non-ferrous light metals: brass, copper, zinc Plastics Hard Rubber	Coarse Cut - CUT 2 (C/C)	
<b>Medium stock removal</b> - deburring, milling, cleaning, finishing.	Non hardened steel <45HRC Hardened steel >45HRC: stainless steel High temperature-resistant metals: nickel, cobalt, titanium. Non-ferrous light metals: brass, copper, zinc. Hardened >45HRC: cast iron	Single Cut - CUT 3 (S/C)	
<b>Medium stock removal</b> - deburring, milling, cleaning, finishing.	Non hardened steel <45HRC Non-ferrous light metals: brass, copper, zinc. Steel - Hardened >45HRC: cast iron	Chip Breaker - CUT 3 SP (C/B)	
<b>Medium stock removal</b> - deburring, milling, cleaning, finishing.	Composite, Carbon Fibreglass	FGR - (FGR)	
<b>Light stock removal</b> - fine deburring, fine finishing	Ferrous metals Fibreglass Hardened steel >45HRC High temperature-resistant metals: nickel, cobalt.	Diamond Cut - CUT 4 (DIA)	
<b>Light stock removal</b> - fine deburring, fine finishing	Hardened steel >45HRC	Fine Cut - CUT 5 (F/C)	

## Ordering Information

For more information and / or to place an order, please contact ATA Customer Service at +330-928-7744 or by email [sales@atataools.com](mailto:sales@atataools.com)



t: +1 330-928-7744  
f: +1 330-849-2977

e: [sales@atataools.com](mailto:sales@atataools.com)  
w: [www.atataools.com](http://www.atataools.com)

ATA Tools Inc., 238 Marc Drive  
Cuyahoga Falls, Ohio 44223



# SPEED GUIDE

## The way to use the speed guide below:

1. Select application and material group
2. Identify the appropriate cut style. Please refer to previous page to match your application and the appropriate cutting style.
3. Identify recommended cutting speed.
4. Select bur diameter.
5. Follow maximum rotational speed.

MATERIAL GROUP 1	CUT STYLES 2									
Super Alloy Materials	Cut 3/5/6/4									
Hardened steel >45HRc	Omega Cut 3/3SP/5/6									
Non hardened steel <45HRc	Omega CUT 3 - 3SP - 6									
High temperature-resistant materials	Omega CUT 3 - 3SP - 6									
Non-ferrous metals	Cut 1									
Non-ferrous light metals	Cut 1      Cut 2 - 3SP - 6									
Plastics, Hard rubber	Cut 1 - 2									
Fibreglass	Cut 4 (FGR)									

RECOMMENDED CUTTING SPEED 3										
METRIC (m/min)	420	480	540	600	660	720	780	840	900	
FRACTIONAL (SFM)	1400	1600	1800	2000	2200	2400	2600	2800	3000	

BUR DIAMETER 4		MAXIMUM ROTATIONAL SPEED (RPM) 5								
Imperial (Inch)	Metric (mm)									
< 1/8	< 3	45,000	53,000	60,000	66,000	73,000	79,000	86,000	92,500	100,000
3/16	5	35,000	40,000	45,000	50,000	55,000	60,000	65,000	70,000	75,000
1/4	6	26,000	30,000	34,000	37,500	41,500	45,000	49,000	52,500	55,000
5/16	8	21,000	24,000	27,000	30,000	33,000	36,000	39,000	42,000	45,000
3/8	10	17,500	20,000	22,500	25,000	27,500	30,000	32,500	35,000	37,500
1/2	12	13,000	15,000	17,000	19,000	20,500	22,500	24,500	26,000	28,000
5/8	15	10,500	12,000	13,500	15,000	16,500	18,000	19,500	21,000	22,500
3/4	20	9,000	10,000	11,000	12,500	14,000	15,000	16,250	17,500	19,000
1	25	6,500	7,500	8,500	9,500	10,500	11,000	12,000	13,000	14,000

Please note that all cuts available are not displayed in this product catalogue. Please contact ATA Customer Service to discuss your specific requirements.

# SGSPRO BUR SHAPES




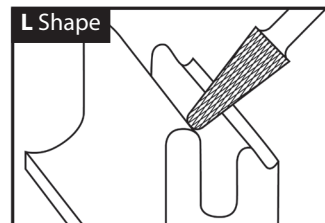
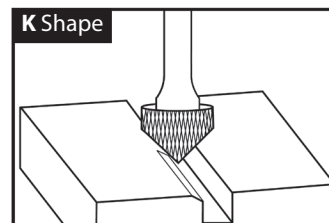
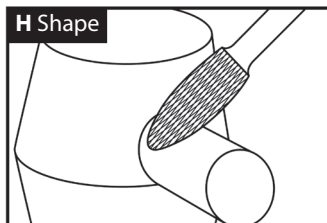
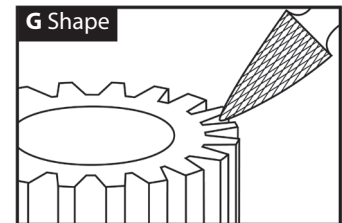
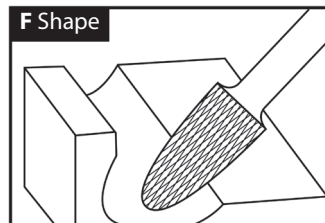
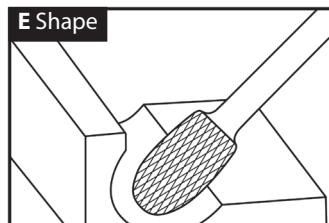
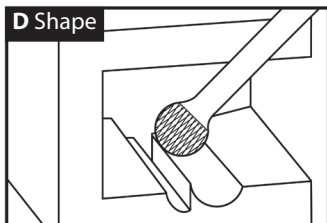
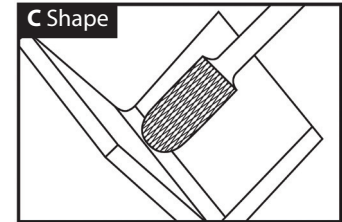
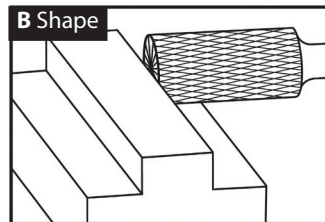
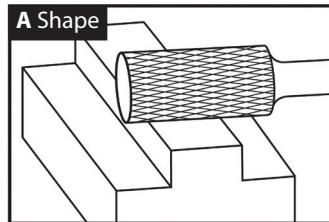
**SGSPRO** tungsten carbide burs are manufactured in compliance with the highest standards. Our comprehensive product portfolio offers a broad range of reliable and market-proven solutions for every application. Our know-how and expertise allow us to continuously improve our offering to provide outstanding quality and deliver excellent performance across a wide range of industries, optimizing processes in regards to economic efficiency, safety and process optimisation.

## Customer Support

Our customer service team is available to answer any questions you may have. Our technical support team is available to discuss any requirements you may have and provide you with a tailor-made solution. For more information and / or to place an order, please contact ATA Customer Service at +330-928-77-44 or by email [sales@atools.com](mailto:sales@atools.com).

## Application Tips

- Use lubricant or wax to prevent flute loading in soft materials.
- Using the recommended speed prevents premature wear and/or insufficient material removal rates.
- Maintain grinder concentricity to optimize material removal rates and extend bur life.
- Reduce flutes and increase speed in softer materials. Increase flutes and reduce speed in hardened materials.
- Cross cut styles (6, 3SP, 4) generally improve stock removal, control, and reduce chip size.





- State-of-the-art technologies
- Designed by ATA Burs Expert Team
- Bringing added value to your process

# INNOVATION RANGE

# INNOVATION

## Features & Benefits - RADIUS LINE

### FEATURES

Unique guide system  
Multi-application  
Unique curve

### BENEFITS

Easy control  
Reduce downtime  
Creates smooth radius

### Radius Burs

Line	Description	Cutting Diameter D1	Length of Cut L1	Shank Diameter D2	Overall Length L2	Double Cut (D/C 6) EDP No.
Radius Burs	SA-5MRA D/C BUR	12.7	25	6	70	21755
Radius Burs	SB-5MRA D/C BUR	12.7	25	6	70	21756
Radius Burs	SC-5MRA C BUR	12.7	25	6	70	21757
Radius Burs	SC-5MRA C BUR	12.7	25	6	70	21758
Radius Burs	SC-5MRA D/C BUR	12.7	25	6	70	21759
Radius Burs	SF-5MRA D/C BUR	12.7	35	6	80	21760
Radius Burs	SG-5MRA D/C BUR	12.7	35	6	80	21761
Radius Burs	SJ-5MRA D/C BUR	12.7	31	6	76	21762
Radius Burs	SK-5MRA D/C BUR	12.7	28	6	73	21763
Radius Burs	SL-5MRA D/C BUR	12.7	35	6	80	21764



## Recommended Air Tools

### FEATURES

Heavy Duty & Access

### TOOL

Die Grinders

**sgspro**  
part of the **tp** group



Wear Eye Protection!



Wear Hearing Protection!



Observe the recommended rotational speed, especially when using burs with long shanks!



## Features & Benefits - COMBI LINE

### FEATURES

Special tooth geometry  
All-in-One shapes  
High carbide quality

### BENEFITS

Better performance  
Suit complex application  
Consistent performance

### Combi Burs

Line	Description	Cutting Diameter D1	Length of Cut L1	Shank Diameter D2	Overall Length L2	Double Cut (D/C 6) EDP No.
Combi Burs	SA-5MCO D/C BUR	12.7	25	6	70	25855
Combi Burs	SB-5MCO D/C BUR	12.7	25	6	70	25856
Combi Burs	SD-5MCO C BUR	12.7	20	6	65	25857
Combi Burs	SD-5MCO D/C BUR	12.7	20	6	65	25858
Combi Burs	SF-5MCO D/C BUR	12.7	32	6	77	25859
Combi Burs	SG-5MCO D/C BUR	12.7	32	6	77	25860
Combi Burs	SJA-5MCO D/C BUR	12.7	25	6	70	25861
Combi Burs	SJN-5MCO D/C BUR	12.7	23	6	68	25862
Combi Burs	SKA-5MCO D/C BUR	12.7	25	6	70	25863
Combi Burs	SNA-5MCO D/C BUR	12.7	18	6	63	25864
Combi Burs	SK-6MCO C BUR	16	15	6	60	25865
Combi Burs	SL-5MCO D/C BUR	12.7	32	6	77	25866
Combi Burs	SM-5MCO D/C BUR	12.7	35	6	80	25867
Combi Burs	SN-5MCO D/C BUR	12.7	25	6	70	25868



## Recommended Air Tools

### FEATURES

Versatile application

### TOOL

Die Grinders



## Ordering Information

For more information and / or to place an order, please contact  
ATA Customer Service at +330-928-7744 or by email [sales@atatools.com](mailto:sales@atatools.com)

**sgspro**  
part of the **ata** group

## INNOVATION

### Features & Benefits - CORNER RADIUS

#### FEATURES

Top radius  
Corner Radius  
Stronger design

#### BENEFITS

Flute strength  
Prevents from digging  
Reduces flute chipping

#### Corner Radius

Line	Description	Cutting Diameter D1	Shank Diameter D2	Length of Cut L1 Overall	Length L2	Double Cut (D/C 6) EDP No.
Corner Radius	SA-43MCR D/C BUR	3	14	3	38	20155
Corner Radius	SA-1MCR D/C BUR	6	18	6	50	20156
Corner Radius	SA-2MCR D/C BUR	8	20	6	64	20157
Corner Radius	SA-3MCR D/C BUR	9.6	19	6	64	20158
Corner Radius	SA-5MCR D/C BUR	12.7	25	6	70	20159
Corner Radius	SA-6MCR D/C BUR	16	25	6	70	20160



### Recommended Air Tools

#### FEATURES

Better control

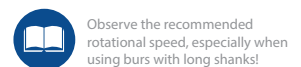
#### TOOL

Die Grinders

### Ordering Information

For more information and / or to place an order, please contact ATA Customer Service at +330-928-7744 or by email [sales@atataools.com](mailto:sales@atataools.com)

**sgspro**  
part of the ata group



# FLEXBUR

## Features & Benefits - FLEX BURS

### FEATURES

Guide system  
Flexible shafts

### BENEFITS

Easy access

INNOVATION

The FLEXBUR is designed to effectively remove material in difficult to reach component features that simply cannot be addressed by a solid shank bur. The FLEXBUR is ideal for managing complex deburring operations found in many challenging castings such as impellers, pump casings, turbine blade assemblies and engine blocks. Excellent for the cleaning of burnt sand, welds, fins, and various blending operations. Due to the wide variety of unique solutions the FLEXBUR can provide, each tool is customized to your application demands in 3 easy steps:

- 1) Define the tool using the form below and please fax back to ATA Tools Inc. on +1 330-686-5733, or send by email at sales@atataools.com or call us +1 330-928-7744.
- 2) SGSPRO provides a complete quotation for your product within 1 business day.

The FLEXBUR is manufactured on state of the art CNC equipment in the most technologically advanced bur manufacturing facility in the world.









### REACH AROUND BENDS WITH A FLEXIBLE SHANK

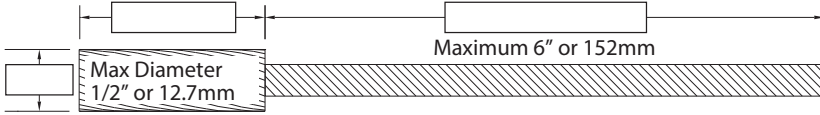
- Available in a variety of fractional and metric shank diameters
- Available with a variety of cut styles and flute configurations in the most popular bur shapes up to 1/2" or 12.7mm in diameter
- Able to accommodate a wide range of angles and can be used in conjunction with a rigid sleeve during operation.

### APPLICATION INFORMATION (REQUIRED INFORMATION)

STEP 1: TOOL USE	STEP 2: MATERIAL	STEP 3: OPERATING SPEED
<input type="checkbox"/> Hand Device <input type="checkbox"/> Machine	Material Type <input type="text"/> Hardness <input type="text"/>	Maximum RPM (Revolutions Per Minute) <input type="text"/>

### FLEXIBLE SHANK BUR DESIGN

STEP 4: FLUTING AND CUT STYLE OPTIONS	STEP 5: BUR SHAPE (RHS/RHC ONLY)
<input type="checkbox"/>  Standard with Double Cut <input type="checkbox"/>  Coarse with Deep Double Cut	<input type="checkbox"/>  SA/SB <input type="checkbox"/>  SF <input type="checkbox"/>  SE <input type="checkbox"/>  SD <input type="checkbox"/>  SC <input type="checkbox"/>  SL

STEP 6: SHANK SIZE	STEP 7: DEFINE BUR DIMENSIONS
FRACTIONAL SHANK OPTIONS <input type="checkbox"/> 1/4" <input type="checkbox"/> 5/16" <input type="checkbox"/> 3/8" METRIC SHANK OPTIONS <input type="checkbox"/> 6mm <input type="checkbox"/> 8mm <input type="checkbox"/> 10mm	<input type="checkbox"/> Inch Dimensions <input type="checkbox"/> Metric Dimensions 
ACTUAL SHANK SIZE AND TOLERANCE WILL BE CONFIRMED WHEN QUOTED	

ALL STEPS MUST BE COMPLETED ON FORM TO PROVIDE A QUOTE. TOOLS WILL BE MANUFACTURED TO SGSPRO STANDARD BUR TOLERANCES.

**SAFETY** The use of eye, face, and ear protection is strongly recommended. Burs with shanks longer than 1-3/4" should be used at 50% of the normal speed. Flexible shank burs are only recommended for use in well maintained equipment and used with extra caution. Stabilize flexible shank burs prior to starting the grinder. When bur performance reaches an unacceptable level discontinue use. Excessive use of bur may result in failure that could cause injury. Any false or misrepresented information provided on this form releases the manufacturer from liability for any damage or injury that may result from the product provided.

# INNOVATION

## Features & Benefits - NEW SETS

### FEATURES

Compact  
Versatile assortment

### BENEFITS

Easy to carry  
Ideal for demonstration, samplings or special promotions

### Innovation Sets

Line	Description	Type	Contents	Double Cut (D/C 6) EDP No.
Sets	BUR5MRA	5pcs Chamfer	SB-5MRA/SC-5MRA/SF-5MRA/SK-5MRA/SK-6MCO	28220
Sets	BUR10MRA	10pcs Radius	SA-5MRA/SB-5MRA/SC-5MRA/SF-5MRA/SG-5MRA/SJ-5MRA/SK-5MRA/ SL-5MRA	28225
Sets	BUR5MCO	5pcs Combi	SD-5MCO/SJA-5MCO/SNA-5MCO/SK-6MCO/SN-5MCO	28230
Sets	BUR10MCO	10pcs Combi	SB-5MCO/SD-5MCO/SF-5MCO/SG-5MCO/SJN-5MCO/SKA-5MCO/ SNA-5MCO/SL-5MCO/SM-5MCO/SN-5MCO	28235
Sets	BUR6MCR	6pcs Corner Radius	SA-43MCR/SA-1MCR/SA-2MCR/SA-3MCR/SA-5MCR/SA-6MCR	28240
Sets	DEMOBUR5M	5pcs Demo	SC-5MRA/SD-5MCO/SA-1MCR/SA-3MCR/SA-5MCR	28250



## Ordering Information

For more information and / or to place an order, please contact  
ATA Customer Service at +330-928-7744 or by email [sales@atataools.com](mailto:sales@atataools.com)



Wear Eye Protection!



Wear Hearing Protection!



Observe the recommended rotational speed, especially when using burs with long shanks!



- For your most challenging applications and materials
- Dedicated to specific industries, such as Aerospace and Marine
- Maximize your productivity

# PERFORMANCE RANGE

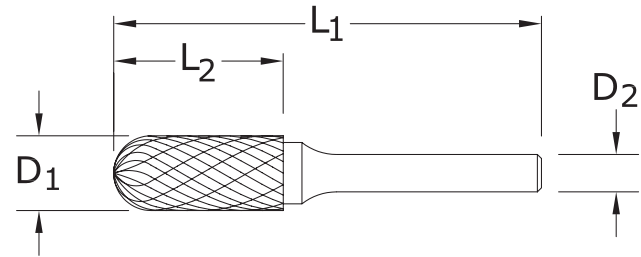
# PERFORMANCE Omega



## Features & Benefits - OMEGA - DDC

### FEATURES & BENEFITS

- Enhanced geometry and deep flute configuration for increased tooth strength
- Longer tool life vs. conventional burs
- Maximum stock removal
- Improved productivity and cost savings



### Omega

Series	Tool No.	Cutting Diameter D1	Length of Cut L2	Shank Diameter D2	Overall Length L1	Uncoated EDP No.	Ti-NAMITE-A (AlTiN) EDP No.
SA	SA-3M DDC	9,5	19	6	63	20269	20300
SA	SA-3ML6 DDC	9,5	19	6	169	20331	20354
SA	SA-5M DDC	12,7	25	6	69	20270	20301
SA	SA-5ML6 DDC	12,7	25	6	175	20331	20355
SA	SA-5M8 DDC	12,7	25	8	69	20271	20302
SB	SB-3M DDC	9,5	19	6	63	20272	20303
SB	SB-5M DDC	12,7	25	6	69	20273	20304
SB	SB-5M8 DDC	12,7	25	8	69	20274	20305
SC	SC-3M DDC	9,5	19	6	63	20275	20306
SC	SC-3ML6 DDC	9,5	19	6	169	20333	20356
SC	SC-5M DDC	12,7	25	6	69	20276	20307
SC	SC-5ML6 DDC	12,7	25	6	175	20334	20357
SC	SC-5M8 DDC	12,7	25	8	69	20277	20308
SC	SC-6M8 DDC	16,0	25	8	69	20278	20309
SD	SD-3M DDC	9,5	8	6	52	20279	20310
SD	SD-3ML6 DDC	9,5	8	6	158	20335	20358
SD	SD-5M DDC	12,7	11	6	55	20280	20311
SD	SD-5ML6 DDC	12,7	11	6	161	20336	20359
SD	SD-5M8 DDC	12,7	11	8	62	20281	20312
SE	SE-3M DDC	9,5	16	6	60	20282	20313



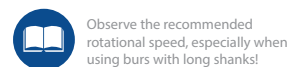
## Recommended Air Tools

### FEATURES

Heavy Duty & Access

### TOOL

Die Grinders





Omega

Series	Tool No.	Cutting Diameter D1	Length of Cut L2	Shank Diameter D2	Overall Length L1	Uncoated EDP No.	Ti-NAMITE-A (AlTiN) EDP No.
SE	SE-3ML6 DDC	9,5	16	6	166	20337	20360
SE	SE-5M DDC	12,7	22	6	66	20283	20314
SE	SE-5ML6 DDC	12,7	22	6	172	20338	20361
SE	SE-5M8 DDC	12,7	22	8	69	20284	20315
SF	SF-3M DDC	9,5	19	6	63	20285	20316
SF	SF-3ML6 DDC	9,5	19	6	169	20339	20362
SF	SF-5M DDC	12,7	25	6	69	20286	20317
SF	SF-5ML6 DDC	12,7	25	6	175	20340	20363
SF	SF-5M8 DDC	12,7	25	8	69	20287	20318
SF	SF-6M8 DDC	16,0	25	8	69	20288	20319
SG	SG-3M DDC	9,5	19	6	63	20289	20320
SG	SG-3ML6 DDC	9,5	19	6	169	20341	20364
SG	SG-5M DDC	12,7	25	6	69	20290	20321
SG	SG-5ML6 DDC	12,7	25	6	175	20342	20365
SG	SG-5M8 DDC	12,7	25	8	69	20291	20322
SG	SG-6M8 DDC	16,0	25	8	69	20292	20323
SH	SH-5M DDC	12,7	32	6	76	20293	20324
SH	SH-5ML6 DDC	12,7	32	6	182	20343	20366
SH	SH-5M8 DDC	12,7	32	8	76	20294	20325
SL	SL-3M DDC	9,5	27	6	74	20295	20326
SL	SL-3ML6 DDC	9,5	27	6	177	20344	20367
SL	SL-4M DDC	12,7	28	6	76	20296	20327
SL	SL-4ML6 DDC	12,7	28	6	178	20345	20368
SL	SL-4M8 DDC	12,7	28	8	76	20297	20328
SM	SM-5M DDC	12,7	22	6	69	20298	20329
SM	SM-5M8 DDC	12,7	22	8	69	20299	20330



## PERFORMANCE G2000

### Features & Benefits - G2000

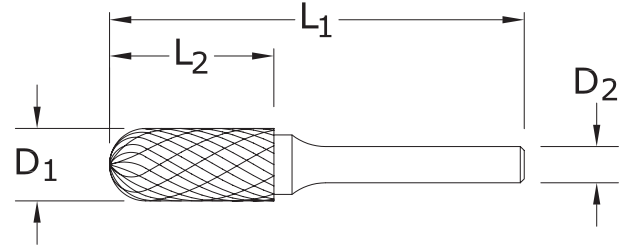
#### FEATURES

Design for aerospace

Good finish & high stock removal  
Specific rake angle

#### BENEFITS

Outperform standard cuts in complex alloys  
Respond to complex application  
Suitable for very hard material and increase life while keeping sharpness



#### G2000

Tool No.	Cutter Diameter D1	Length of Cut L2	Shank Diameter D2	Overall Length L1	Uncoated EDP No.
<b>Cylinder</b>					
SA-43MG D/C	3,0	14,0	3,0	38,0	29200
SA-51MG D/C	6,3	12,7	3,0	45,0	29201
SA-51MG D/C E/C	6,3	12,7	3,0	45,0	29202
<b>Cylinder with End Cut</b>					
SB-43MG D/C	3,0	14,0	3,0	38,0	29203
<b>Cylinder Shape with Radius End</b>					
SC-41MG D/C	2,3	11,0	3,0	38,0	29204
SC-41MGL2 D/C	2,3	11,0	3,0	50,0	29205
SC-42MG D/C	3,0	14,0	3,0	38,0	29206
SC-42MGL2 D/C	3,0	14,0	3,0	50,0	29207
SC-42MGL3 D/C	3,0	14,0	3,0	75,0	29208
SC-51MG D/C	6,3	12,7	3,0	45,0	29209
SC-5G D/C	1/2	1	2-3/4	1/4	19212
<b>Ball Shape</b>					
SD-42MG D/C	3,0	2,8	3,0	38,0	29210
SD-51MG D/C	6,3	5,0	3,0	38,0	29224
<b>Oval Shape</b>					
SE-41MG D/C	3,0	5,5	3,0	38,0	29225
SE-51MG D/C	6,3	9,5	3,0	41,0	29211



### Recommended Air Tools


#### FEATURES

Deburring to finishing

#### TOOL

Die Grinders





SA-43MG

SA-51MG

SB-43MG

SC-42GL2 D/C

SC-42G D/C


SC-51G D/C

SD42G D/C

SD-3G D/C

G2000

Tool No.	Cutter Diameter D1	Length of Cut L2	Shank Diameter D2	Overall Length L1	Uncoated EDP No.
<b>Tree Shape with Radius End</b>					
SF-42G D/C	1/8	1/2	1-1/2	1/8	19221
SF-42GL2 D/C	1/8	1/2	2	1/8	19222
SF-51G D/C	1/4	1/2	2	1/8	19223
<b>Tree Shape with Pointed End</b>					
SG-42MG D/C	3,0	8,0	3,0	38,0	29215
SG-44MG D/C	3,0	12,7	3,0	38,0	29216
SG-51MG D/C	6,3	12,7	3,0	45,0	29217
<b>Flame Shape</b>					
SH-41MG D/C	3,0	6,3	3,0	38,0	29218
<b>Cone Shape</b>					
SM-42MG D/C	3,0	11,0	3,0	38,0	29220
SM-43MG D/C	3,0	16,0	3,0	38,0	29221
SM-51MG D/C	6,3	12,7	3,0	48,0	29223



SE-41G D/C

SE-5G D/C

SF-42G D/C

SG-42G D/C

SG-44G D/C

SG-5G D/C

SH-41G D/C

SL-4G

SM-43G D/C

SM-51G D/C

## PERFORMANCE Mold & Die

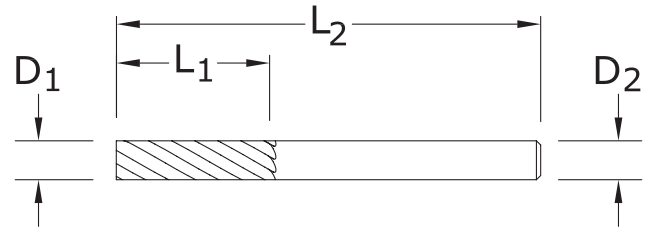
### Features & Benefits - MOLD & DIE

#### FEATURES

Special range  
Good finish and high stock removal  
Specific rake angle

#### BENEFITS

Best solution for mold specialists  
Respond to complex application  
Ideal for hard materials



#### Mold & Die

Tool No.	Cutting Diameter D1	Length of Cut L2	Shank Diameter D2	Overall Length L2	Included Angle A	Double Cut 6 EDP No.	Single Cut 3 EDP No.
SA-41M	1,5	6	3	38	-	20603	20600
SA-41M L2	1,5	6	3	50	-	27103	27100
SA-41ML3	1,5	6	3	75	-	27128	27125
SA-42M	2,5	11	3	38	-	20628	20625
SA-42ML2	2,5	11	3	50	-	27153	27150
SA-42ML3	2,5	11	3	75	-	27178	27175
SA-43M	3	14	3	38	-	20653	20650
SA-43ML2	3	14	3	50	-	27203	27200
SA-43ML3	3	14	3	75	-	27228	27225
SB-41M	1,5	6	3	38	-	21453	21450
SB-41ML2	1,5	6	3	50	-	27253	27250
SB-41ML3	1,5	6	3	75	-	27278	27275
SB-42M	2,5	11	3	38	-	21478	21475
SB-42ML2	2,5	11	3	50	-	27303	27300
SB-42ML3	2,5	11	3	75	-	27328	27325




### Recommended Air Tools

#### FEATURES

Deburring to finishing

#### TOOL

Die Grinders



Mold & Die

Tool No.	Cutting Diameter D1	Length of Cut L2	Shank Diameter D2	Overall Length L2	Included Angle A	Double Cut 6 EDP No.	Single Cut 3 EDP No.
SB-ECOM	3	-	3	38	-	-	21525
SB-43M	3	14	3	38	-	21503	21500
SB-43ML2	3	14	3	50	-	27353	27350
SB-43ML3	3	14	3	75	-	27378	27375
SC-41M	2,5	11	3	38	-	22253	22250
SC-42M	3	14	3	38	-	22278	22275
SC-42ML2	3	14	3	50	-	27453	27450
SC-42ML3	3	14	3	75	-	27478	27475
SD-41M	2,5	2,3	3	38	-	22778	22775
SD-42M	3	2,8	3	38	-	22803	22800
SD-42ML2	3	2,8	3	50	-	27553	27550
SD-42ML3	3	2,8	3	75	-	27578	27575
SE-41M	3	5,5	3	38	-	23153	23150
SE-41ML2	3	5,5	3	50	-	27603	27600
SE-41ML3	3	5,5	3	75	-	27628	27625




## PERFORMANCE Mold & Die



### Mold & Die

Tool No.	Cutting Diameter D1	Length of Cut L2	Shank Diameter D2	Overall Length L2	Included Angle A	Double Cut 6 EDP No.	Single Cut 3 EDP No.
SF-41M	3	6	3	38	–	23678	23675
SF-42M	3	12,7	3	38	–	23703	23700
SF-42ML2	3	12,7	3	50	–	27653	27650
SF-42ML3	3	12,7	3	75	–	27678	27675
SG-41M	3	6	3	38	–	24153	24150
SG-43M	3	9,5	3	38	–	24203	24200
SG-44M	3	12,7	3	38	–	24228	24225
SG-44ML2	3	12,7	3	50	–	27853	27850
SG-44ML3	3	12,7	3	75	–	27878	27875
SH-41M	3	6,3	3	38	–	24553	24550
SH-41ML2	3	6,3	3	50	–	27903	27900
SH-41ML3	3	6,3	3	75	–	27928	27925
SJ-42M	3	2,5	3	38	–	24903	24900



## Ordering Information

For more information and / or to place an order, please contact  
ATA Customer Service at +330-928-7744 or by email [sales@ataprotools.com](mailto:sales@ataprotools.com)



Wear Eye Protection!



Wear Hearing Protection!



Observe the recommended rotational speed, especially when using burs with long shanks!

SL-42SCMD



SM-42SC



SN-42SCMD



PERFORMANCE

## Mold &amp; Die

Tool No.	Cutting Diameter D1	Length of Cut L2	Shank Diameter D2	Overall Length L2	Included Angle A	Double Cut 6 EDP No.	Single Cut 3 EDP No.
SK-42M	3	1,5	3	38	–	25153	25150
SL-41M	3	9,5	3	38	8°	25403	25400
SL-42M	3	12,7	3	38	8°	25428	25425
SL-42ML2	3	12,7	3	50	8°	27953	27950
SL-42ML3	3	12,7	3	75	8°	27978	27975
SM-41M	3	8,9	3	38	12°	25678	25675
SM-42M	3	11	3	38	14°	25703	25700
SM-42ML2	3	11	3	50	14°	28053	28050
SM-42ML3	3	11	3	75	14°	28078	28075
SM-43M	3	16	3	38	7°	25728	25725
SN-41M	2,5	3	3	38	10°	26028	26025
SN-42M	3	4	3	38	10°	26053	26050

# PERFORMANCE Mold & Die 5

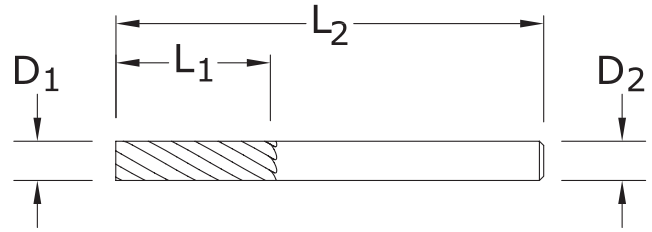
## Features & Benefits - MOLD & DIE

### FEATURES

Special range  
Good finish and high stock removal


### BENEFITS

Best solution for mold specialists  
Unparalleled performance meeting the demands of challenging materials  
Ideal for hard material



### Mold & Die 5

Tool No.	Cutter Diameter D1	Length of Cut L2	Shank Diameter D2	Overall Length L1	Included Angle a	Double Cut 6 EDP No.	Single Cut 3 EDP No.
SA-51	1/4	1/2	1/8	2	-	10678	10675
SB-51	1/4	3/16	1/8	1-11/16	-	11553	11550
SC-51	1/4	1/2	1/8	2	-	12303	12300
SD-51	1/4	7/32	1/8	1-3/4	-	12828	12825
SE-51	1/4	3/8	1/8	1-8/9	-	13178	13175
SF-51	1/4	1/2	1/8	2	-	13728	13725
SG-51	1/4	1/2	1/8	2	-	14253	14250
SM-51	1/4	1/2	1/8	2-1/9	22°	15753	15750
SN-51	1/4	1/4	1/8	1-3/4	10°	16078	16075



## Recommended Air Tools

### FEATURES

Deburring to finishing

### TOOL

Die Grinders



Wear Eye Protection!



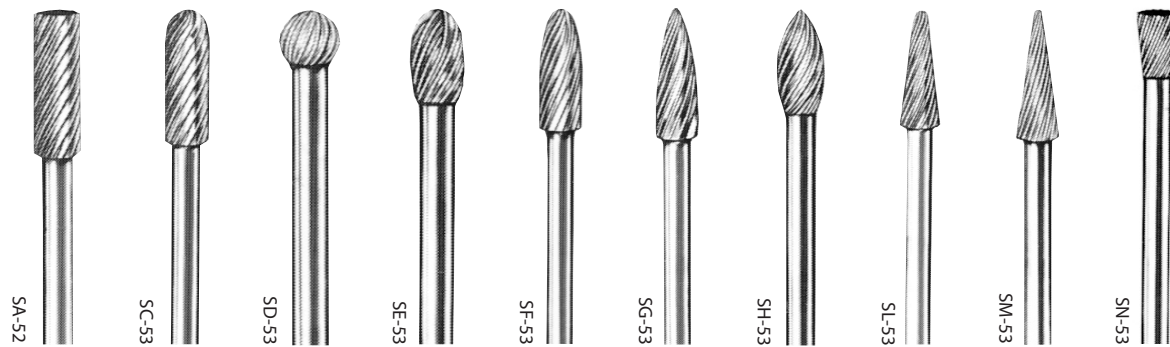
Wear Hearing Protection!



Observe the recommended rotational speed, especially when using burs with long shanks!

Mold & Die 5

Tool No.	Cutter Diameter D1	Length of Cut L2	Shank Diameter D2	Included Angle a	Double Cut 6 EDP No.	Single Cut 3 EDP No.	Single Cut 3 EDP No.
SA-52	5/32	1/2	1/8	1-1/2	-	10703	10700
SA-53	3/16	1/2	1/8	1-1/2	-	10728	10725
SC-52	5/32	1/2	1/8	1-1/2	-	12328	12325
SC-53	3/16	1/2	1/8	1-1/2	-	12353	12350
SD-52	5/32	5/32	1/8	1-1/2	-	12840	12837
SD-53	3/16	5/32	1/8	1-1/2	-	12853	12850
SE-53	3/16	9/32	1/8	1-1/2	-	13203	13200
SF-53	3/16	1/2	1/8	1-1/2	-	13753	13750
SG-53	3/16	1/2	1/8	1-1/2	-	14278	14275
SH-53	3/16	3/8	1/8	1-1/2	-	14603	14600
SL-53	3/16	1/2	1/2	1-1/2	14°	15453	15450
SM-53	3/16	1/2	1/8	1-1/2	16°	15778	15775
SN-53	3/16	1/4	1/8	1-1/2	10°	16103	16100



# PERFORMANCE FGR

## Features & Benefits - FIBERGLASS ROUTER - FGR

### FEATURES

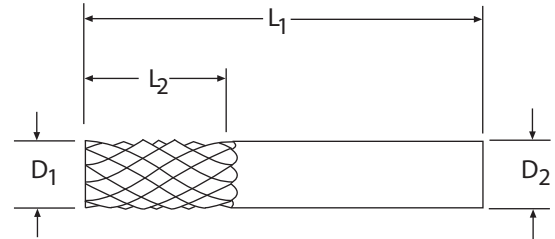
Specific cut style

### BENEFITS

Best for roughing and contouring composite

Can be used with hand-held tools or CNC machines.


Versatile: from large fiberglass panel to small parts made of composite.



FGR								
Tool No.	Cutter Diameter D1	Length of Cut L2	Shank Diameter D2	Overall Length L1	Uncoated EDP No. A	Uncoated EDP No. B	Uncoated EDP No. C	Uncoated EDP No. D
FGR-1M	1,6	5	38	3	83001	83015	83030	83045
FGR 1-1M	2,4	9,5	38	3	83002	83016	83031	83046
FGR-2M	3	12	38	3	83003	83017	83032	83047
FGR-3M	4	16	50	4	83004	83018	83033	83048
FGR-4M	4	16	50	6	83005	83019	83034	83049
FGR-5M	6	19	50	6	83006	83020	83035	83050
FGR-6M	6	19	63	6	83007	83021	83036	83051
FGR 6-1M	6	25	75	6	83008	83022	83037	83052
FGR-7M	8	25	63	8	83009	83023	83038	83053
FGR-8M	10	25	75	10	83010	83024	83039	83054
FGR-9M	12	25	75	12	83011	83025	83040	83055

## Ordering Information

For more information and / or to place an order, please contact ATA Customer Service at +330-928-7744 or by email [sales@atatools.com](mailto:sales@atatools.com)



## Recommended Air Tools

### FEATURES

Contouring, finishing

### TOOL

Die Grinders



Wear Eye Protection!



Wear Hearing Protection!



Observe the recommended rotational speed, especially when using burs with long shanks!

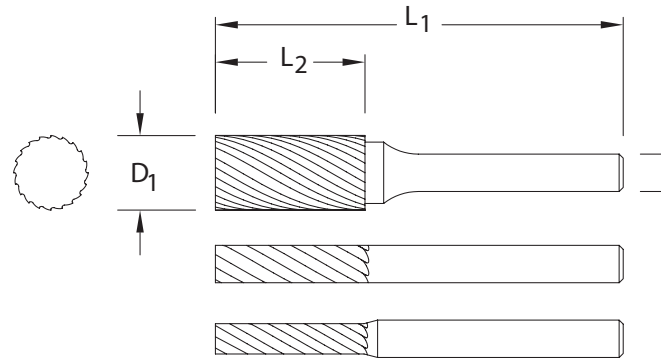




- Solutions for universal applications
- High quality ensuring reliability

# UNIVERSAL RANGE

# UNIVERSAL SA



## Universal SA- Cylinder Shape

Tool	Cutter Diameter D1	Length of Cut L2	Shank Diameter D2	Overall Length L1	Double Cut 6 EDP No.	Single Cut 3 EDP No.	Nonferrous Cut 1 EDP No.
SA-41M	1,5	6	3	38	20603	20600	-
SA-41ML2	1,5	6	3	50	27103	27100	-
SA-41ML3	1,5	6	3	75	27128	27125	-
SA-42M	2,5	11	3	38	20628	20625	-
SA-42ML2	2,5	11	3	50	27153	27150	-
SA-42ML3	2,5	11	3	75	27178	27175	-
SA-43M	3	14	3	38	20653	20650	-
SA-43ML2	3	14	3	50	27203	27200	-
SA-43ML3	3	14	3	75	27228	27225	-
SA-11M	3	12	6	56	20403	20400	-
SA-12M	3	16	6	60	20428	20425	-
SA-52M	4	12,7	3	38	20703	20700	-
SA-13M	4	16	6	50	20453	20450	-
SA-53M	5	12,7	3	38	20728	20725	-
SA-14M	5	16	6	50	20478	20475	-
SA-1M	6	16	6	50	20003	20000	-
SA-1MNF	6	19	6	50	-	-	29000
SA-1ML	6	25	6	50	20028	20025	-
SA-1ML6	6	12,7	6	162	26178	26175	-



## Recommended Air Tools

**FEATURES**  
From finishing to stock removal

**TOOL**  
Die Grinders

**sgspro**  
part of the **tp** group



Wear Eye Protection!




Wear Hearing Protection!



Observe the recommended rotational speed, especially when using burs with long shanks!



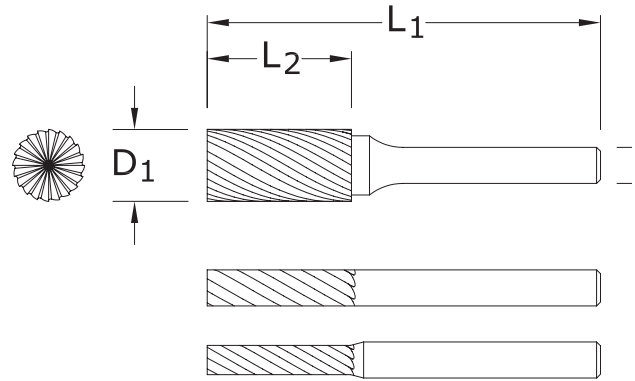
UNIVERSAL



Universal SA - Cylinder Shape

Tool	Cutter Diameter D1	Length of Cut L2	Shank Diameter D2	Overall Length L1	Double Cut 6 EDP No.	Single Cut 3 EDP No.	Nonferrous Cut 1 EDP No.
SA-51M	6,3	12,7	3	50	20678	20675	-
SA-2M	8	19	6	63	20053	20050	-
SA-3M	9,5	19	6	63	20078	20075	-
SA-3MNF	9,5	19	6	63	-	-	29002
SA-3ML	9,5	25	6	69	20103	20100	-
SA-3ML6	9,5	19	6	169	26203	26200	-
SA-3MZ	10	20	6	60	29101	29100	-
SA-4M	11	25	6	69	20153	20150	-
SA-5MZ	12	25	6	65	29105	29104	-
SA-5M	12,7	25	6	69	20178	20175	-
SA-5MNF	12,7	25	6	69	-	-	29004
SA-5ML6	12,7	25	6	175	26228	26225	-
*SA-6M	16	25	6	69	20203	20200	-
*SA-6MNF	16	25	6	69	-	-	29006
*SA-7M	19	25	6	69	20253	20250	-
*SA-7MNF	19	25	6	69	-	-	29008
SA-7MNF	19	25	8	69	-	-	29010
*SA-9M	25	25	6	69	20353	20350	-

# UNIVERSAL SB



## Universal SB - Cylinder Shape

Tool	Cutter Diameter D1	Length of Cut L2	Shank Diameter D2	Overall Length L1	Double Cut 6 EDP No.	Single Cut 3 EDP No.	Nonferrous Cut 1 EDP No.
SB-41M	1,5	6	3	38	21453	21450	–
SB-41ML2	1,5	6	3	50	27253	27250	–
SB-41ML3	1,5	6	3	75	27278	27275	–
SB-42M	2,5	11	3	38	21478	21475	–
SB-42ML2	2,5	11	3	50	27303	27300	–
SB-42ML3	2,5	11	3	75	27328	27325	–
SB-ECOM	3	–	3	38	–	21525	–
SB-43M	3	14	3	38	21503	21500	–
SB-43ML2	3	14	3	50	27353	27350	–
SB-43ML3	3	14	3	75	27378	27375	–
SB-11M	3	12	6	56	21253	21250	–
SB-12M	3	16	6	60	21278	21275	–
SB-13M	4	16	6	50	21303	21300	–
SB-14M	5	16	6	50	21328	21325	–
SB-1M	6	16	6	50	20853	20850	–
SB-1MNF	6	19	6	50	–	–	29012
SB-1ML	6	25	6	50	20873	20875	–

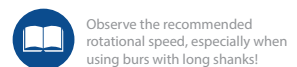



## Recommended Air Tools

**FEATURES**  
From finishing to stock removal

**TOOL**  
Die Grinders

**sgspro**  
part of the **gip** group





SB-SC

SB-DC

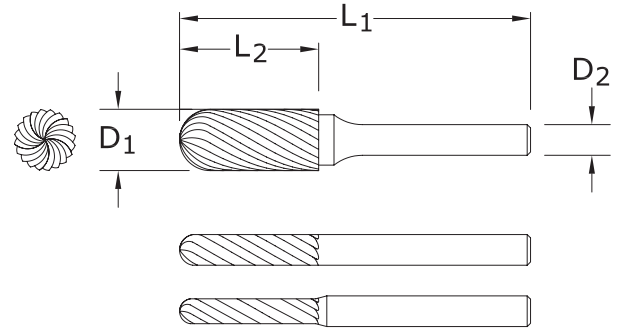
### Universal SB - Cylinder Shape

Tool	Cutter Diameter D1	Length of Cut L2	Shank Diameter D2	Overall Length L1	Double Cut 6 EDP No.	Single Cut 3 EDP No.	Nonferrous Cut 1 EDP No.
SB-51M	6,3	4,7	3	43	21553	21550	–
SB-2M	8	19	6	63	20903	20900	–
SB-3M	9,5	19	6	63	20928	20925	–
SB-3MNF	9,5	19	6	63	–	–	29014
SB-3ML	9,5	25	6	69	20953	20950	–
SB-3MZ	10	20	6	60	29109	29108	–
SB-4M	11	25	6	69	21003	21000	–
SB-5MZ	12	25	6	65	29113	29112	–
SB-5M	12,7	25	6	69	21028	21025	–
SB-5MNF	12,7	25	6	69	–	–	29016
*SB-6M	16	25	6	69	21053	21050	–
*SB-6MNF	16	25	6	69	–	–	29018
*SB-7M	19	25	6	69	21103	21100	–
*SB-7MNF	19	25	6	69	–	–	29020
SB-7MNF	19	25	8	69	–	–	29022
*SB-9M	25	25	6	69	21203	21200	–

## Ordering Information

For more information and / or to place an order, please contact  
ATA Customer Service at +330-928-7744 or by email [sales@atatools.com](mailto:sales@atatools.com)

# UNIVERSAL SC



## Universal SC - Cylinder Shape

Tool	Cutter Diameter D1	Length of Cut L2	Shank Diameter D2	Overall Length L1	Double Cut 6 EDP No.	Single Cut 3 EDP No.	Nonferrous Cut 1 EDP No.
SC-41M	2,5	11	3	38	22253	22250	-
SC-42M	3	14	3	38	22278	22275	-
SC-42ML2	3	14	3	50	27453	27450	-
SC-42ML3	3	14	3	75	27478	27475	-
SC-11M	3	12	6	56	22053	22050	-
SC-12M	3	16	6	60	22078	22075	-
SC-52M	4	12,7	3	38	22328	22325	-
SC-13M	4	16	6	50	22103	22100	-
SC-53M	5	12,7	3	38	22353	22350	-
SC-14M	5	16	6	50	22128	22125	-
SC-1M	6	16	6	50	21703	21700	-
SC-1MNF	6	19	6	50	-	-	29024
SC-1ML	6	25	6	50	21728	21725	-
SC-1ML6	6	12,7	6	162	26328	26325	-
SC-51M	6,3	12,7	3	50	22303	22300	-
SC-2M	8	19	6	63	21753	21750	-



## Recommended Air Tools

**FEATURES**  
From finishing to stock removal

**TOOL**  
Die Grinders

**sgspro**  
part of the **gip** group




Wear Eye Protection!



Wear Hearing Protection!



Observe the recommended rotational speed, especially when using burs with long shanks!



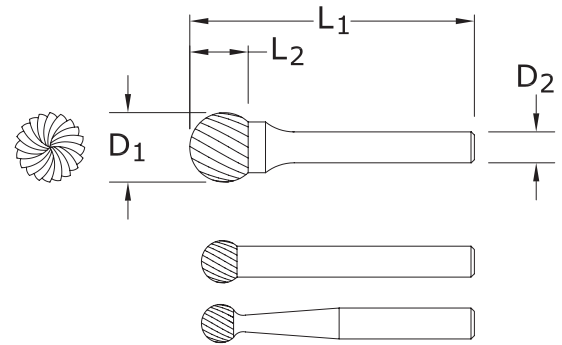
### Universal SC - Cylinder Shape

Tool	Cutter Diameter D1	Length of Cut L2	Shank Diameter D2	Overall Length L1	Double Cut 6 EDP No.	Single Cut 3 EDP No.	Nonferrous Cut 1 EDP No.
SC-3M	9,5	19	6	63	21778	21775	-
SC-3MNF	9,5	19	6	63	-	-	29026
SC-3ML	9,5	25	6	69	21803	21800	-
SC-3ML6	9,5	19	6	169	26353	26350	-
SC-3MZ	10	20	6	60	29117	29116	-
SC-4M	11	25	6	69	21853	21850	-
SC-5MZ	12	25	6	65	29121	29120	-
SC-5M	12,7	25	6	69	21878	21875	-
SC-5ML6	12,7	25	6	175	26378	26375	-
SC-5MNF	12,7	25	6	69	-	-	29028
*SC-6M	16	25	6	69	21903	21900	-
*SC-7M	19	25	6	69	21953	21950	-
*SC-7MNF	19	25	6	69	-	-	29032
SC-7MNF	19	25	8	69	-	-	29034
*SC-9M	25	25	6	69	22003	22000	-

## Ordering Information

For more information and / or to place an order, please contact  
ATA Customer Service at +330-928-7744 or by email [sales@atataools.com](mailto:sales@atataools.com)

# UNIVERSAL SD



## Universal SD - Ball Shape

Tool	Cutter Diameter D1	Length of Cut L2	Shank Diameter D2	Overall Length L1	Double Cut 6 EDP No.	Single Cut 3 EDP No.	Nonferrous Cut 1 EDP No.
SD-41M	2,5	2,3	3	38	22778	22775	-
SD-42M	3	2,8	3	38	22803	22800	-
SD-42ML2	3	2,8	3	50	27553	27550	-
SD-42ML3	3	2,8	3	75	27578	27575	-
SD-11M	3	2,8	6	50	22728	22725	-
SD-52M	4	3,4	3	38	22840	22837	-
SD-53M	5	4,7	3	38	22853	22850	-
SD-14M	5	4	6	50	22753	22750	-
SD-1M	6	5	6	50	22453	22450	-
SD-1ML6	6	5	6	155	26403	26400	-
SD-1MNF	6	5	6	50	-	-	29036
SD-51M	6,3	5	3	44	22828	22825	-
SD-2M	8	6,4	6	50	22478	22475	-
SD-3M	9,5	8	6	52	22503	22500	-

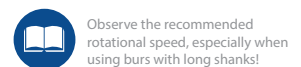


## Recommended Air Tools



**FEATURES**  
From finishing to stock removal

**TOOL**  
Die Grinders

**sgspro**  
part of the **tp** group







### Universal SD - Ball Shape

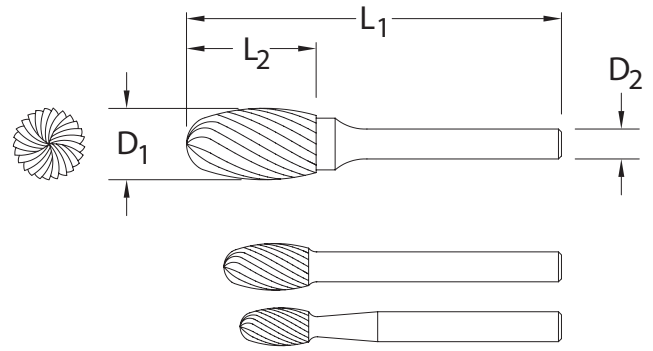
Tool	Cutter Diameter D1	Length of Cut L2	Shank Diameter D2	Overall Length L1	Double Cut 6 EDP No.	Single Cut 3 EDP No.	Nonferrous Cut 1 EDP No.
SD-3MNF	9,5	8	6	52	-	-	29038
SD-3ML6	9,5	8	6	158	26428	26425	-
SD-3MZ	10	9	6	49	29125	29124	-
SD-4M	11	9,5	6	54	22528	22525	-
SD-5MZ	12	10,8	6	51	29129	29128	-
SD-5M	12,7	11	6	55	22553	22550	-
SD-5MNF	12,7	11	6	55	-	-	29040
SD-5ML6	12,7	11	6	161	26453	26450	-
*SD-6M	16	14	6	58	22578	22575	-
*SD-6MNF	16	14	6	58	-	-	29042
*SD-7M	19	16	6	62	22628	22625	-
*SD-7MNF	19	16	6	62	-	-	29044
SD-7MNF	19	16	8	62	-	-	29046
*SD-9M	25	21	6	72	22678	22675	-

## Ordering Information

For more information and / or to place an order, please contact  
ATA Customer Service at +330-928-7744 or by email [sales@atataools.com](mailto:sales@atataools.com)



# UNIVERSAL SE



## Universal SE - Oval Shape


Tool	Cutter Diameter D1	Length of Cut L2	Shank Diameter D2	Overall Length L1	Double Cut 6 EDP No.	Single Cut 3 EDP No.	Nonferrous Cut 1 EDP No.
SE-41M	3	5,5	3	38	23153	23150	-
SE-41ML2	3	5,5	3	50	27603	27600	-
SE-41ML3	3	5,5	3	75	27628	27625	-
SE-53M	5	7,1	3	38	23203	23200	-
SE-1M	6	9,5	6	50	22953	22950	-
SE-1ML6	6	9,5	6	160	26478	26475	-
SE-51M	6,3	9,5	3	47	23178	23175	-
SE-3M	9,5	16	6	60	22978	22975	-
SE-3ML6	9,5	16	6	166	26503	26500	-
SE-3MNF	9,5	16	6	60	-	-	29048
SE-5M	12,7	22	6	66	23003	23000	-
SE-5ML6	12,7	22	6	172	26528	26525	-
SE-5MNF	12,7	22	6	66	-	-	29050
*SE-6M	16	25	6	69	23028	23025	-
*SE-6MNF	16	25	6	69	-	-	29052
*SE-7M	19	25	6	69	23078	23075	-
*SE-7MNF	19	25	6	69	-	-	29054
SE-7MNF	19	25	8	69	-	-	29056

## Recommended Air Tools

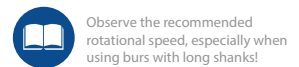


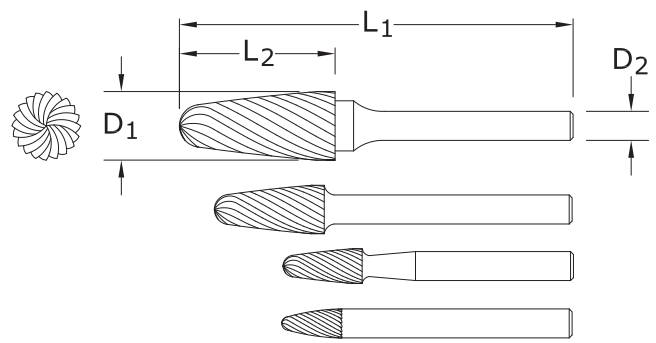
**FEATURES**  
From finishing to stock removal

**TOOL**  
Die Grinders



**sgspro**  
part of the **sgs** group





UNIVERSAL

Universal SF - Tree Shape

Tool	Cutter Diameter D1	Length of Cut L2	Shank Diameter D2	Overall Length L1	Double Cut 6 EDP No.	Single Cut 3 EDP No.	Nonferrous Cut 1 EDP No.
SF-41M	3	6	3	38	23678	23675	-
SF-42M	3	12,7	3	38	23703	23700	-
SF-11M	3	12,7	6	56	23503	23500	-
SF-42ML2	3	12,7	3	50	27653	27650	-
SF-42ML3	3	12,7	3	75	27678	27675	-
SF-53M	5	12,7	3	38	23753	23750	-
SF-1M	6	16	6	50	23303	23300	-
SF-1ML6	6	12,7	6	163	26553	26550	-
SF-1MNF	6	19	6	50	-	-	29058
SF-51M	6,3	12,7	3	56	23728	23725	-
SF-3M	9,5	19	6	63	23328	23325	-
SF-3ML6	9,5	19	6	169	26578	26575	-
SF-3MNF	9,5	19	6	63	-	-	29060
SF-4M	11	25	6	69	23353	23350	-
SF-5MZ	12	25	6	65	23522	23520	-
SF-13M	12,7	19	6	63	23528	23525	-
SF-5M	12,7	25	6	69	23378	23375	-
SF-5ML6	12,7	25	6	175	26603	26600	-
SF-5MNF	12,7	25	6	69	-	-	29062
*SF-6M	16	25	6	69	23403	23400	-
*SF-6MNF	16	25	6	69	-	-	29064
*SF-7M	19	25	6	69	23453	23450	-
*SF-14M	19	32	6	76	23578	23575	-
*SF-14MNF	19	32	6	76	-	-	29066
SF-14MNF	19	32	8	76	-	-	29068
*SF-15M	19	38	6	82	23628	23625	-



Recommended Air Tools

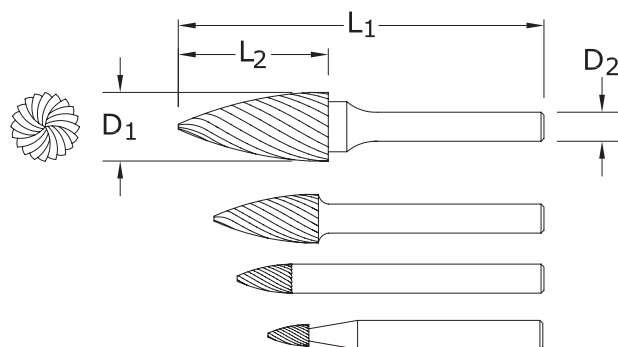
**FEATURES**  
From finishing to stock removal

**TOOL**  
Die Grinders





# UNIVERSAL SG



## Universal SG - Tree Shape Pointed End


Tool	Cutter Diameter D1	Length of Cut L2	Shank Diameter D2	Overall Length L1	Double Cut 6 EDP No.	Single Cut 3 EDP No.	Nonferrous Cut 1 EDP No.
SG-41M	3	6	3	38	24153	24150	-
SG-43M	3	9,5	3	38	24203	24200	-
SG-44M	3	12,7	3	38	24228	24225	-
SG-44ML2	3	12,7	3	50	27853	27850	-
SG-44ML3	3	12,7	3	75	27878	27875	-
SG-53M	5	12,7	3	38	24278	24275	-
SG-1M	6	16	6	50	23853	23850	-
SG-1ML6	6	12,7	6	163	26628	26625	-
SG-51M	6,3	12,7	3	50	24253	24250	-
SG-2M	8	19	6	63	23878	23875	-
SG-3M	9,5	19	6	63	23903	23900	-
SG-3ML6	9,5	19	6	169	26653	26650	-
SG-3MZ	10	20	6	60	24042	24040	-
SG-5MZ	12	25	6	65	24046	24045	-
SG-13M	12,7	19	6	63	24053	24050	-
SG-5M	12,7	25	6	69	23928	23925	-
SG-5ML6	12,7	25	6	175	26678	26675	-
*SG-6M	16	25	6	69	23953	23950	-
*SG-7M	19	25	6	69	24003	24000	-
*SG-15M	19	38	6	82	24103	24100	-



## Recommended Air Tools

**FEATURES**  
From finishing to stock removal

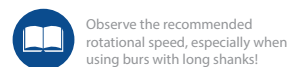
**TOOL**  
Die Grinders

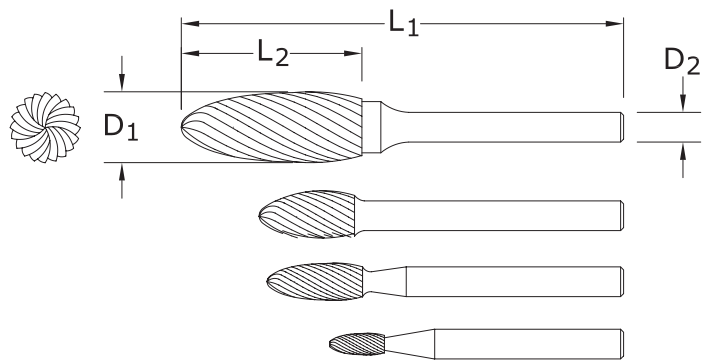


SG-DC1




SG-SC1





Universal SH - Flame Shape

Tool No.	Cutter Diameter D1	Length of Cut L2	Shank Diameter D2	Overall Length L1	Double Cut 6 EDP No.	Single cut 3 EDP No.
SH-41M	3	6,3	3	38	24553	24550
SH-41ML2	3	6,3	3	50	27903	27900
SH-41ML3	3	6,3	3	75	27928	27925
SH-53M	5	9,5	3	38	24603	24600
SH-2M	8	19	6	63	24403	24400
SH-2ML6	8	19	6	169	26703	26700
SH-5M	12,7	32	6	76	24428	24425
SH-5ML6	12,7	32	6	182	26728	26725
*SH-6M	16	36	6	80	24453	24450
*SH-7M	19	41	6	85	24503	24500



SH-DC1



SH-SC1

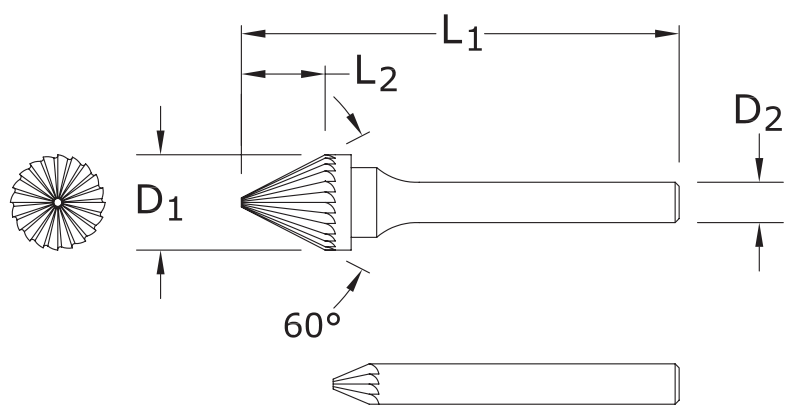
### Recommended Air Tools

**FEATURES**  
From finishing to stock removal

**TOOL**  
Die Grinders



# UNIVERSAL SJ




## Universal SJ - Cone Shape

Tool No.	Cutter Diameter D1	Length of Cut L2	Shank Diameter D2	Overall Length L1	Double Cut 6 EDP No.	Single Cut 3 EDP No.
SJ-42M	3	2,5	3	38	24903	24900
SJ-1M	6	4	6	50	24678	24675
SJ-3M	9,5	8	6	55	24703	24700
SJ-5M	12,7	11	6	58	24728	24725
*SJ-6M	16	14,5	6	61	24753	24750
*SJ-7M	19	17,5	6	65	24803	24800
*SJ-9M	25	24,5	6	68	24853	24850

## Ordering Information

For more information and / or to place an order, please contact ATA Customer Service at +330-928-7744 or by email [sales@atatools.com](mailto:sales@atatools.com)



## Recommended Air Tools

**FEATURES**  
From finishing to stock removal

**TOOL**  
Die Grinders



Wear Eye Protection!



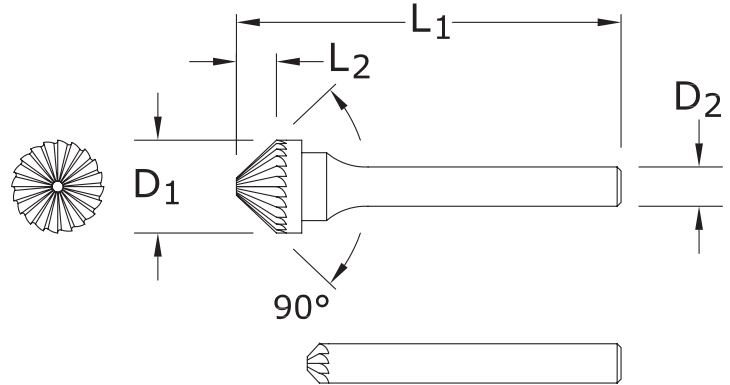
Wear Hearing Protection!



Observe the recommended rotational speed, especially when using burs with long shanks!

**UNIVERSAL  
SK**

**UNIVERSAL**



**Universal SK - Cone Shape**

Tool No.	Cutter Diameter D1	Length of Cut L2	Shank Diameter D2	Overall Length L1	Double Cut 6 EDP No.	Single Cut 3 EDP No.
SK-42M	3	1,5	3	38	25153	25150
SK-1M	6	3	6	50	24928	24925
SK-3M	9,5	4,7	6	52	24953	24950
SK-5M	12,7	6,3	6	54	24978	24975
*SK-6M	16	8	6	57	25003	25000
*SK-7M	19	9,5	6	58	25053	25050
*SK-9M	25	12,7	6	60	25103	25100



**Recommended Air Tools**

**FEATURES**  
From finishing to stock removal

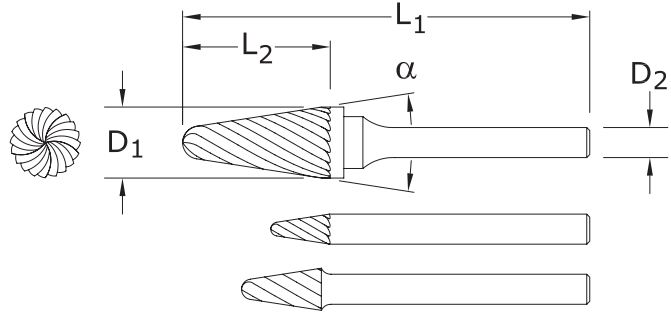
**TOOL**  
Die Grinders



**Ordering Information**

For more information and / or to place an order, please contact ATA Customer Service at +330-928-7744 or by email sales@atatools.com

# UNIVERSAL SL



## Universal SL - Radius End Taper Shape

Tool	Cutter Diameter D1	Length of Cut L2	Shank Diameter D2	Overall Length L1	Included Angle $\alpha$	Double Cut 6 EDP No.	Single Cut 3 EDP No.	Nonferrous Cut 1 EDP No.
SL-41M	3	9,5	3	38	8°	25403	25400	-
SL-42M	3	12,7	3	38	8°	25428	25425	-
SL-42ML2	3	12,7	3	50	8°	27953	27950	-
SL-42ML3	3	12,7	3	75	8°	27978	27975	-
SL-53M	5	12,7	3	38	14°	25453	25450	-
SL-1M	6	16	6	50	14°	25178	25175	-
SL-1ML6	6	16	6	166	14°	26753	26750	-
SL-2M	8	22	6	69	14°	25203	25200	-
SL-3M	9,5	27	6	74	14°	25228	25225	-
SL-3MNF	9,5	27	6	74	14°	-	-	29070
SL-3ML6	9,5	27	6	177	14°	26778	26775	-
SL-4M	12,7	28	6	76	14°	25253	25250	-

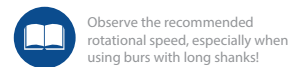


## Recommended Air Tools

**FEATURES**  
From finishing to stock removal

**TOOL**  
Die Grinders

**sgspro**  
part of the **sgs** group







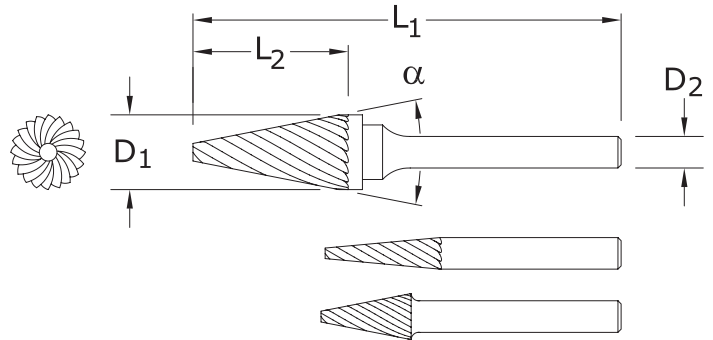
Universal SL - Taper Shape

Tool	Cutter Diameter D1	Length of Cut L2	Shank Diameter D2	Overall Length L1	Included Angle a	Double Cut 6 EDP No.	Single Cut 3 EDP No.	Nonferrous Cut 1 EDP No.
SL-4MNF	12,7	28	6	76	14°	-	-	29072
SL-4ML6	12,7	28	6	178	14°	26803	26800	-
*SL-5M	16	30	6	77	14°	25278	25275	-
*SL-5MNF	16	30	6	77	14°	-	-	29074
*SL-7M	19	38	6	85	14°	25353	25350	-
*SL-7MNF	19	38	6	85	14°	-	-	29078
SL-7MNF	19	38	8	85	14°	-	-	29080

## Ordering Information

For more information and / or to place an order, please contact  
ATA Customer Service at +330-928-7744 or by email [sales@atatools.com](mailto:sales@atatools.com)

# UNIVERSAL SM



## Universal SM - Cone Shape

Tool	Cutter Diameter D1	Length of Cut L2	Shank Diameter D2	Overall Length L1	Included Angle $\alpha$	Double Cut 6 EDP No.	Single Cut 3 EDP No.
SM-41M	3	8,9	3	38	12°	25678	25675
SM-42M	3	11	3	38	14°	25703	25700
SM-42ML2	3	11	3	50	14°	28053	28050
SM-42ML3	3	11	3	75	14°	28078	28075
SM-43M	3	16	3	38	7°	25728	25725
SM-53M	5	12,7	3	38	16°	25778	25775
SM-1M	6	12,7	6	50	22°	25503	25500
SM-2M	6	19	6	50	14°	25528	25525
SM-3M	6	25	6	50	10°	25553	25550
SM-51M	6,3	12,7	3	53	22°	25753	25750
SM-4M	9,5	16	6	63	28°	25578	25575
SM-5M	12,7	22	6	69	28°	25603	25600
*SM-6M	16	25	6	73	31°	25628	25625



## Recommended Air Tools

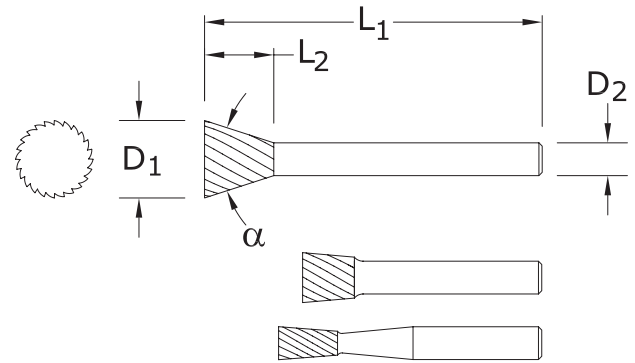
**FEATURES**  
From finishing to  
stock removal

**TOOL**  
Die Grinders




# UNIVERSAL SN

UNIVERSAL



## Universal SN - Cone Shape Inverted

Tool	Cutter Diameter D1	Length of Cut L2	Shank Diameter D2	Overall Length L1	Included Angle $\alpha$	Double Cut 6 EDP No.	Single Cut 3 EDP No.
SN-41M	2,5	3	3	38	10°	26028	26025
SN-42M	3	4	3	38	10°	26053	26050
SN-53M	5	6,3	3	38	10°	26103	26100
SN-1M	6	8	6	50	10°	25853	25850
SN-51M	6,3	6	3	44	10°	26078	26075
SN-2M	9,5	9,5	6	53	13°	25878	25875
SN-4M	12,7	12,7	6	57	28°	25903	25900
*SN-6M	16	19	6	63	18°	25928	25925
*SN-7M	19	16	6	60	30°	25978	25975



## Recommended Air Tools

**FEATURES**  
From finishing to  
stock removal

**TOOL**  
Die Grinders




## Ordering Information

For more information and / or to place an order, please contact  
ATA Customer Service at +330-928-7744 or by email [sales@atatools.com](mailto:sales@atatools.com)

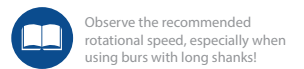
# UNIVERSAL Long Shank

Universal Long Shank						
Tool No.	Cutter Diameter D1	Length of Cut L2	Shank Diameter D2	Overall Length L1	Double Cut 6 EDP No.	Single Cut 3 EDP No.
<b>Cylinder Shape</b>						
SA-1ML6	6	12,7	6	162	26178	26175
SA-3ML6	9,5	19	6	169	26203	26200
SA-5ML6	12,7	25	6	175	26228	26225
<b>Cylinder Shape Radius End</b>						
SC-1ML6	6	12,7	6	162	26328	26325
SC-3ML6	9,5	19	6	169	26353	26350
SC-5ML6	12,7	25	6	175	26378	26375
<b>Ball Shape</b>						
SD-1ML6	6	5	6	155	26403	26400
SD-3ML6	9,5	8	6	158	26428	26425
SD-5ML6	12,7	11	6	161	26453	26450
<b>Oval Shape</b>						
SE-1ML6	6	9,5	6	160	26478	26475
SE-3ML6	9,5	16	6	166	26503	26500
SE-5ML6	12,7	22	6	172	26528	26525
<b>Tree Shape Radius End</b>						
SF-1ML6	6	12,7	6	163	26553	26550
SF-3ML6	9,5	19	6	169	26578	26575
SF-5ML6	12,7	25	6	175	26603	26600
<b>Tree Shape Pointed End</b>						
SG-1ML6	6	12,7	6	163	26628	26625
SG-3ML6	9,5	19	6	169	26653	26650
SG-5ML6	12,7	25	6	175	26678	26675
<b>Flame Shape</b>						
SH-2ML6	8	19	6	169	26703	26700
SH-5ML6	12,7	32	6	182	26728	26725
<b>14° Taper Radius End</b>						
SL-1ML6	6	16	6	166	26753	26750
SL-3ML6	9,5	27	6	177	26778	26775
SL-4ML6	12,7	28	6	178	26803	26800



NOTES

Lined area for taking notes.







- The use of eye, face, and ear protection is strongly recommended.
- Burs with shanks longer than 1-3/4 (inch) should be used at 50% of the normal speed.
- Extended shank burs are only recommended for use in well maintained handheld grinders.
- Stabilize extended shank burs by lightly contacting the workpiece prior to starting the grinder.
- Blue discoloring of steel shanks indicates excessive heat due to overuse. Continued use could cause injury.

# SAFETY

## INSTRUCTIONS



t: +1 330-928-7744  
f: +1 330-849-2977

e: sales@atatools.com  
w: www.atatools.com

ATA Tools Inc., 238 Marc Drive  
Cuyahoga Falls, Ohio 44223

**European Offices**

t: +353 (0) 49 432 6178  
f: +353 (0) 49 432 6298

e: sales@atagroup.ie  
w: www.atagroup.ie

IDA Business & Technology Park,  
Killygarry, Cavan, Co. Cavan, Ireland